



# Project Templates



IWK Health

Research &  
Innovation  
Advancement

© 2015 Vanderbilt University

## PROJECT TEMPLATES

- Basic Demography
- Classic Database
- Longitudinal Database (1 arm)
- Longitudinal Database (2 arms)
- Single Survey
- Multiple Surveys (classic)
- Multiple Surveys (longitudinal)
- Project Tracking Database
- Randomized Clinical Trial
- Human Cancer Tissue Biobank



# ▶ BASIC DEMOGRAPHY

Contains a single data collection instrument to capture basic demographic information:

First Name

Last Name

Street, City, Province/Territory, Postal Code

Phone number

E-mail

Date of birth

Age (years)

Ethnicity

Race

Gender

Height (cm)

Weight (kilograms)

BMI

Comments



The screenshot shows a 'Data Collection' panel with two main options: 'Record Status Dashboard' (with a grid icon) and 'Add / Edit Records' (with a document icon). Below these options, a dashed line separates the 'Data Collection Instruments' section, which lists 'Basic Demography Form'.

Study ID	Basic Demography Form
No records exist yet	

## CLASSIC DATABASE

Contains six data entry forms, including forms for demography and baseline data, three monthly data forms, and concludes with a completion data form.

**Data Collection**

-  Record Status Dashboard
-  Add / Edit Records

---

Data Collection Instruments:

- Demographics
- Baseline Data
- Month 1 Data
- Month 2 Data
- Month 3 Data
- Completion Data

Study ID	Demographics	Baseline Data	Month 1 Data	Month 2 Data	Month 3 Data	Completion Data
No records exist yet						

## LONGITUDINAL DATABASE (1 ARM)

Contains nine data entry forms (beginning with a demography form) for collecting data longitudinally over eight different events.

Data Collection Instrument	Enrollment (1)	Dose 1 (2)	Visit 1 (3)	Dose 2 (4)	Visit 2 (5)	Dose 3 (6)	Visit 3 (7)	Final visit (8)
Demographics	✓							
Contact Info	✓							
Baseline Data	✓							
Visit Lab Data			✓		✓		✓	
Patient Morale Questionnaire		✓	✓	✓	✓	✓	✓	✓
Visit Blood Workup			✓		✓		✓	✓
Visit Observed Behavior			✓		✓		✓	✓
Completion Data								✓
Completion Project Questionnaire								✓



# LONGITUDINAL DATABASE (2 ARMS)

Contains nine data entry forms (beginning with a demography form) for collecting data on two different arms (Drug A and Drug B) with each arm containing eight different events.

Arm name: **Drug A**

Data Collection Instrument	Enrollment (1)	Dose 1 (2)	Visit 1 (3)	Dose 2 (4)	Visit 2 (5)	Dose 3 (6)	Visit 3 (7)	Final visit (8)
Demographics	✓							
Contact Info	✓							
Baseline Data	✓							
Visit Lab Data			✓		✓			
Patient Morale Questionnaire		✓	✓	✓	✓	✓		
Visit Blood Workup			✓		✓			
Visit Observed Behavior			✓		✓			
Completion Data								
Completion Project Questionnaire								

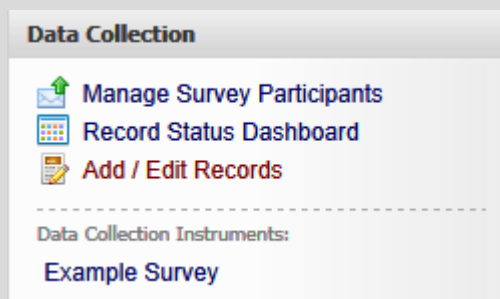
Arm name: **Drug B**

Data Collection Instrument	Enrollment (1)	Deadline to opt out of study (2)	First dose (3)	First visit (4)	Second dose (5)	Second visit (6)	Final visit (7)	Deadline to return feedback (8)
Demographics	✓							
Contact Info	✓	✓						✓
Baseline Data	✓							
Visit Lab Data				✓		✓	✓	
Patient Morale Questionnaire			✓	✓	✓	✓	✓	
Visit Blood Workup				✓		✓	✓	
Visit Observed Behavior				✓		✓	✓	
Completion Data							✓	
Completion Project Questionnaire							✓	



## ▶ SINGLE SURVEY

Contains a single data collection instrument enabled as a survey, which contains questions to demonstrate all the different field types.



To view the survey, click on the link below:

<https://redcap.uchicago.edu/surveys/?s=H4WNRL8T7N>






Research &  
Innovation  
Advancement



## ▶ MULTIPLE SURVEYS (CLASSIC)

Contains three surveys and a data entry form. Includes a pre-screening survey followed by two follow-up surveys to capture information from the participant, and then a data entry form for final data to be entered by the study personnel. The project data is captured in classic data collection format.

**Data Collection**

-  Manage Survey Participants
-  Record Status Dashboard
-  Add / Edit Records

---

Data Collection Instruments:

- Pre-Screening Survey
- Participant Info Survey
- Participant Morale Questionnaire
- Completion Data (to be entered by study personnel only)

Participant ID	Pre-Screening Survey	Participant Info Survey	Participant Morale Questionnaire	Completion Data (to be entered by study personnel only)
No records exist yet				



## ▶ MULTIPLE SURVEYS (LONGITUDINAL)

Contains three surveys and a data entry form. Includes a pre-screening survey followed by two follow-up surveys, one of which is a questionnaire taken weekly to capture participant information longitudinally over a period of one month. The surveys are followed by a data entry form for final data to be entered by the study personnel. The project data is captured in longitudinal data collection format.


Data Collection Instrument	Initial Data (1)	Week 1 (2)	Week 2 (3)	Week 3 (4)	Week 4 (5)	Final Data (6)
Pre-Screening Survey (survey)	✓					
Participant Info Survey (survey)	✓					
Participant Morale Questionnaire (survey)		✓	✓	✓	✓	
Completion Data (to be entered by study personnel only)						✓

# PROJECT TRACKING DATABASE

Contains fifteen data entry forms dedicated to recording the attributes of and tracking and progress of projects/studies.

## Data Collection

 Record Status Dashboard

 Add / Edit Records

### Data Collection Instruments:

- Project
- Workflow
- Pre-Review Administrative
- Pre-Review Biostatistics
- Pre-Review Scientific
- Pre-Review Participant
- Pre-Review Budget
- Pre-Review Nursing
- Pre-Review Cores
- Pre-Review Sleep
- Pre-Review Nutrition
- Pre-Review Community
- Pre-Review CTC
- Pre-Review PI Response
- Post-Award Administration

Project ID	Project	Workflow	Prereview Administrative	Prereview Biostatistics	Prereview Scientific	Prereview Participant	Prereview Budget	Prereview Nursing	Prereview Cores	Prereview Sleep	Prereview Nutrition	Prereview Community	Prereview Ctc	Prereview Pi Response	Post Award Administration
No records exist yet															




Research &  
Innovation  
Advancement




# ▶ RANDOMIZED CLINICAL TRIAL

Contains seven data entry forms for collecting data for a randomized clinical trial. Includes a short demographics form followed by a form where randomization is performed. An example randomization model has already been set up, although randomization allocation tables have not yet been created.

**Data Collection** [Edit instruments](#)

 **Record Status Dashboard**  
- View data collection status of all records

 **Add / Edit Records**  
- Create new records or edit/view existing ones

---

Data Collection Instruments:

- Demographics
- Randomization Form
- Baseline Data
- Month 1 Data
- Month 2 Data
- Month 3 Data
- Completion Data

Study ID	Demographics	Randomization Form	Baseline Data	Month 1 Data	Month 2 Data	Month 3 Data	Completion Data
No records exist yet							

# ▶ HUMAN CANCER TISSUE BIOBANK

Contains five data entry forms for collecting and tracking information for cancer tissue.

**Data Collection**

-  Record Status Dashboard
-  Add / Edit Records

---

Data Collection Instruments:

- ID Shipping
- Pathology Review
- Slide Information
- TMA Information
- Slide Tracking

Lab ID	Id Shipping	Pathology Review	Slide Information	Tma Information	Slide Tracking
No records exist yet					



# DATA DICTIONARIES

An Excel workbook named **Project Template Data Dictionaries** contains the data dictionaries for all the templates shown above. It is available on the IWK REDCap webpage.

	A	B	C	D	E	
1	Variable / Field Name	Form Name	Section Header	Field Type	Field Label	Choices, Calculations, OR Slider Labels
2	record_id	demographics		text	Study ID	
3	first_name	demographics	Contact Information	text	First Name	
4	last_name	demographics		text	Last Name	
5	address	demographics		notes	Street, City, State, ZIP	
6	telephone	demographics		text	Phone number	
7	email	demographics		text	E-mail	
8	dob	demographics		text	Date of birth	
9	age	demographics		calc	Age (years)	rounddown(datediff([dob],'today','y'))
10	ethnicity	demographics		radio	Ethnicity	0, Hispanic or Latino   1, NOT Hispanic or
11	race	demographics		dropdown	Race	0, American Indian/Alaska Native   1, Asian
12	sex	demographics		radio	Gender	0, Female   1, Male
13	height	demographics		text	Height (cm)	
14	weight	demographics		text	Weight (kilograms)	
15	bmi	demographics		calc	BMI	round(((weight]*10000)/((height]^2)),1)
16	comments	demographics	General Comments	notes	Comments	

**Acknowledgement:** The original content of this document was provided by The Center for Research Informatics at The University of Chicago: <http://cri.uchicago.edu/redcap-training/>