



BUZZY

HOW TO USE

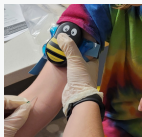
Buzzy needs to go “between the brain and the pain” to be effective. Buzzy should be placed along the path of the nerve to best interrupt the pain signals’ journey from your skin to the brain.

For bloodwork, IV insertion, wound care, splinter removal, etc.

PDF Download

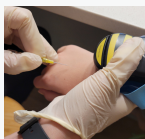


Video




BLOODWORK / IV INSERTION

Hold Buzzy® under the tourniquet 3-5 cm above (proximal to) the access site. Place 30 seconds before and keep in place until access is complete.



IV INSERTION / TOP OF HAND

Place Buzzy® 2-5 cm proximal to site just above the wrist with the bee's head pointing up the child's arm.



FINGER POKE

Press Buzzy® onto the palm with the bottom end toward the finger. Leave in place throughout cleaning and during the procedure.



ARM INJECTION / VACCINE

Place Buzzy® directly on the injection site for 30-120 seconds. Move 2-3 cm proximal during injection and press in place.

N O T E :

- Buzzy should always be used with numbing cream, comfort positioning, and a consult to Child Life.



AGE/ DIAGNOSIS

Buzzy with the icepack can be used on ages 2+.
Buzzy without icepack can be used on ages 6w-2y or children sensitive to cold or patients with sickle cell.



ON/ OFF

Buzzy has an on/off switch located on top of the bee's head. Buzzy will also turn off after two minutes.



CLEANING

Clean with Percept after each use with a patient.
Ensure Buzzy remains wet for 3 mins.



WINGS/ ICE PACK

Wings will stay frozen for 10 minutes at room temperature. Note: If wings thawed they will not absorb the vibration and are not effective.

Positioning: Place on a patient with the power switch or bee's head up/farthest away from the site and hold/secure. Buzzy works best when it's between the pain and the brain.



Once Buzzy is being held in place either by a tourniquet, or by hand, press the button or switch on the top of Buzzy.



Batteries: Unscrew the back using a Phillips-head screwdriver to
Each child life specialist has been provided with a Buzzy to use in their assigned area. Buzzy is to be stored in the med room and the wings in the freezer.

Unit/ Clinic Education can be arranged with the unit/clinic CLD and/or CCLS

