



Electrodiagnostic Social Story: VEP

I am going to the IWK to have a test for my eyes. This story will tell me more about my visit.



I will go to the Eye Clinic. It is on the 6th floor. The blue elevators will take me there.



Here is the Eye Clinic. When I arrive, I need to register to let everyone know that I am here.



This is the waiting room. I can play while I wait here with my family until my name is called.




When my name is called, I will go to room 4. There is a big chair. I can sit on my parent's lap or by myself.



This is Jeff and Nadia, they are
Orthoptists. They will help do the
testing for my eyes.



First, my family and I will answer questions. Then I will play games with the orthoptist. We will look at shapes and letters, play matching games and find the hidden shapes in a book. I might have to wear an eye patch and play the games like a pirate. An eye patch is like a big sticker that goes over my eye. Don't worry, it is only a little bit sticky.




Next, the orthoptist will look at my eyes
with a light. I need to look straight
ahead.




Now the orthoptist will get me ready for the test. They will clean the spots on my face and head where some stickers will go. They use goop and tape to help keep it in the right place. The stickers have colorful strings that are like spaghetti noodles. I can keep playing but can't touch the stickers or strings.



Now it is time for the test, I have to put away my toys. I will need to put a patch over my eye and watch a screen. On the screen there will be a checkerboard with a red X in the middle. The test only takes a couple of minutes. It is important to keep my face relaxed and keep looking at the X on the screen.



Let's practice relaxing our face. First, squeeze your eyes shut really tight and bite your teeth together tight, and have your parent count to 5. 1, 2, 3, 4, 5! Great now open your eyes and your mouth and take a big breath. This is what it feels like to relax your face!



The test is done! The orthoptist will take the stickers off and clean off the goop.

Sometimes I need to have eyedrops put in my eyes. The drops look just like water, and they help the orthoptist and doctor see the back of the eye to make sure my eyes are healthy. My chair will go backwards just like a bed, and I can close my eyes to have the drops put in. I can wipe my eyes with a tissue afterwards. The drops feel like having a bit of bath water in your eyes, but the feeling goes away quickly.


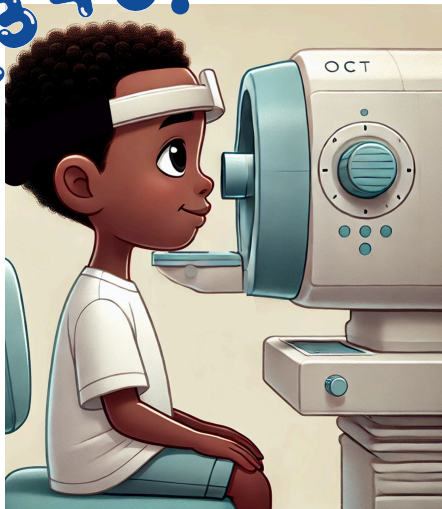


Now I go to room 8. In this room I will have pictures taken of my eyes.



I need to put my chin on the chin rest and forehead against the top bar. I can sit by myself or on my parents' lap. I have to keep still as a statue while the picture is being taken. I look inside the camera to find the green X. To take the picture, I need to stay still for 5 seconds without blinking and look at the centre of the X in the camera. 1, 2, 3, 4, and 5!

1 2 3 4 5!



The pictures are all done! If I am seeing the doctor today, I go back in the waiting room and wait for my turn. If I don't need to see the doctor it is time to go home!

